



TRAVEL ADVISORY: Always be vigilant and constantly aware of your surroundings when exploring any port on your own. Reduce your risk by leaving jewelry and other valuables on the ship. Check the U.S. State Department Travel Advisories before deciding to explore a port on your own: <https://travel.state.gov/traveladvisories>

PHILLIPSBURG, ST MAARTEN

Walking Tour: Port to Great Bay Beach

Route Info

Time: 20 minutes each way

Difficulty: Easy; Mostly flat

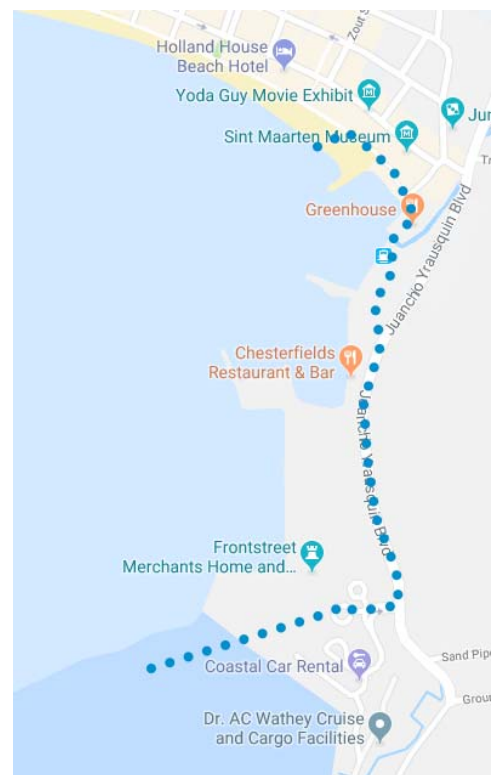
Admission

Beach Access: FREE

Water Taxi: \$7/person round-trip
\$5/person one-way
"Kids under 3 travel free"
(prices as of December 2016)

Overview

Great Bay Beach is located a short distance from where cruise ships port at Philipsburg, St. Maarten. There is *plenty* of beach to enjoy, even when several cruise ships are docked at the same time.



<https://goo.gl/maps/AxoNMDcPvdP2>

Be aware that several scammers will try to make you pay money to access the beach.

THE BEACH IS FREE! You only need to pay money if you would like a lounge chair, umbrella, clam shell, or other amenities.

1. After disembarking the cruise ship, walk through the shopping area at the port. If you want to take the water taxi, head to the left side of the shopping area.



2. Continue walking through the shopping area at the port, generally heading to the right, toward the traffic circle.




- When you reach the traffic circle just beyond the shopping area, follow the sidewalk around it clockwise (to the left) to the port exit on the other side.



- Exit the port area through the security checkpoint, then turn left.



5. Follow the sidewalk along Juancho Yrausquin Blvd. You will pass several industrial and marina areas on your left.



- When you reach the parking lot area with the large green bar fence, turn left into the parking lot area.



- After entering the parking lot area, turn right and continue walking across the parking lot toward the shops at the other end of the parking lot.



8. When you reach the shops on the other side of the parking lot, continue walking toward the footbridge just beyond the shops.



If you need to use the restroom, there are some pay restrooms in the shopping area, on the left side as you are walking toward the beach.



9. Walk across the footbridge.




10. After exiting the footbridge, turn right and continue walking.




11. Walk through the shopping area entrance pillars and turn left to head toward the palm-tree lined marketplace.



12. Walk along the (slightly) curving pathway through the marketplace.



13. Pick your spot at the beach on the left and enjoy!



You can see the cruise ships from the beach!

